



Ge60/Ge90

Fire resistant ventilation grill

G4-B 06/2011

CONTENT

CONTENT • PRODUCT PRESENTATION • RANGE • FIRE CLASSIFICATION • APPROVALS AND TEST REPORTS 2
 DIMENSIONS • STORAGE AND HANDLING • MAINTENANCE AND CLEANING • INSTALLATION 3
 TECHNICAL DATA 4
 WEIGHT • FREE AIR PASSAGE • SAMPLE ORDER 5

PRODUCT PRESENTATION

The Ge60 and Ge90 vision fire resistant rectangular ventilation grills are installed in rigid walls in order to prevent the propagation of fire. The grills are composed of plastic sleeves filled with intumescent strips and have a fire resistance up to resp. 60' & 90'.

- Tested according to EN 1364-1
- Suitable for mounting in rigid wall
- Plastic profiles, filled with intumescent material (from 100°C)
- Vision
- For interior applications
- Maintenance-free
- Avoid contact with water



RANGE

	Minimum dimensions	Maximum dimensions
W x H [mm] (*)	min 100 x 100	max 800 x 400

(*) W (Width) and H (Height) per increment of 50mm.

FIRE CLASSIFICATION ACCORDING TO EN 1364-1

		Ge 60	Ge 90
Rigid wall	Concrete wall 100mm	EI 60 (ve)	EI 90 (ve)
		EW 60 (ve)	EW 90 (ve)

ve = ventilation grill directly installed in a wall/door panel
 E = integrity
 I = thermal insulation
 W = radiation

APPROVALS AND TEST REPORTS


All our grills are submitted to tests by official test institutes. Reports of these tests form the basis for the approvals of our grills.



ISO : Certificaat: ISO 9001:2008



DIMENSIONS



STORAGE AND HANDLING

As the fire resistant grill is a safety element it needs to be stored and handled with care.

Attention:

- Avoid any kind of damage
- Avoid contact with water
- Avoid contact with heat

MAINTENANCE AND CLEANING

Use a soft tissue to remove any dust on the surface. Do not use a scrub sponge, alkaline/acid cleanser or solvents such as alcohol and thinner. The use of such materials can cause damage to the grill.

INSTALLATION

- The grill must be installed with the profiles horizontally
- Installation must be carried out in accordance with the test report
- Fire resistant grills are not supposed to be used for mechanical ventilation applications.

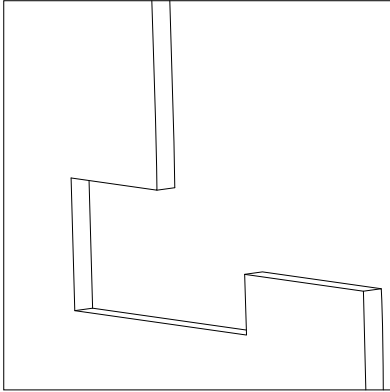
The fire resistant grills Ge60 and Ge90 were tested in standardized supporting constructions, according to EN 1364-1. The achieved results are valid for similar supporting constructions with a fire resistance and/or thickness and/or density equal or superior to the supporting construction used during the test.

Examples of similar constructions

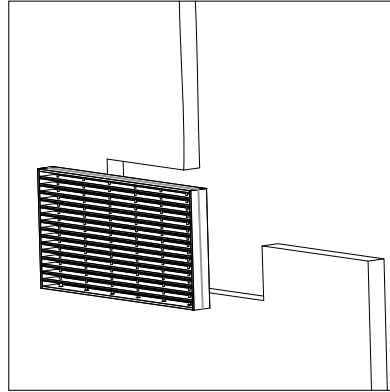
aerated concrete wall thickness 100mm + density 550 kg/m ³ + fire resistance resp. ≥ 60' & 90'	brick wall in hollow or full bricks, reinforced concrete, concrete light concrete, ... + fire resistance resp. ≥ 60' & 90'
---	--

Installation in massive wall

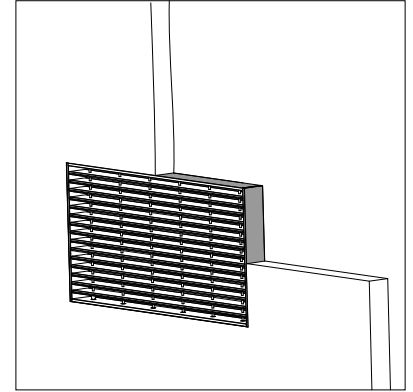
The grill was tested in an aerated concrete wall with a thickness of 100mm.



1. Provide a min. installation opening in the wall = $W_n \times H_n$.



2. Apply BCM sealing glue on all sides of the grill.



3. Mount the grill in the wall.

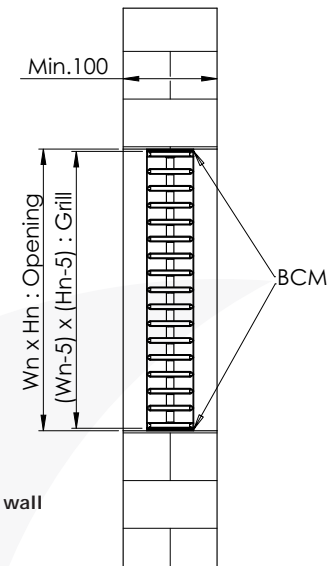


fig. Ge60 & Ge90 installation in massive wall

TECHNICAL DATA

Fire resistant grill	Ge60	Ge90
Description	Fire resistant ventilation grill	
Classification	EI 60 / EW 60 (ve) mounting in rigid wall 100mm	EI 90 / EW 90 (ve) mounting in rigid wall 100mm
Operation	The intumescent material starts to swell at 100 °C	
Operating pressure	-5 up to +10 Pa	
Installation direction	Slats placed horizontally	
Air movement	Random	
Fire side	Random	
Operating temperature	Max 60°C	
Environment	For interior use	
Maintenance	Maintenance-free	

WEIGHT

H/B [kg]	100	150	200	250	300	350	400	450	500	550	600	650	700	750	800
100	0,3	0,3	0,4	0,6	0,7	0,8	0,9	1,0	1,1	1,2	1,3	1,4	1,5	1,7	1,8
150	0,4	0,5	0,7	0,8	1,0	1,2	1,3	1,5	1,7	1,8	2,0	2,2	2,3	2,5	2,7
200	0,5	0,7	0,9	1,1	1,3	1,6	1,8	2,0	2,2	2,4	2,7	2,9	3,1	3,3	3,5
250	0,7	0,8	1,1	1,4	1,7	1,9	2,2	2,5	2,8	3,0	3,3	3,6	3,9	4,1	4,4
300	0,8	1,0	1,3	1,7	2,0	2,3	2,7	3,0	3,3	3,7	4,0	4,3	4,6	5,0	5,3
350	0,9	1,2	1,6	1,9	2,3	2,7	3,1	3,5	3,9	4,3	4,6	5,0	5,4	5,8	6,2
400	1,1	1,3	1,8	2,2	2,7	3,1	3,5	4,0	4,4	4,9	5,3	5,8	6,2	6,6	7,1

FREE AIR PASSAGE [m²]

H/B [m ²]	100	150	200	250	300	350	400	450	500	550	600	650	700	750	800
100	0,00423	0,00718	0,00966	0,01261	0,01509	0,01804	0,02051	0,02346	0,02594	0,02889	0,03137	0,03432	0,03680	0,03975	0,04223
150	0,00654	0,01109	0,01491	0,01946	0,02329	0,02784	0,03166	0,03621	0,04003	0,04458	0,04840	0,05295	0,05677	0,06132	0,06515
200	0,00885	0,01500	0,02017	0,02632	0,03149	0,03764	0,04280	0,04895	0,05412	0,06027	0,06543	0,07158	0,07675	0,08290	0,08807
250	0,01117	0,01892	0,02543	0,03318	0,03969	0,04744	0,05395	0,06170	0,06821	0,07596	0,08247	0,09022	0,09673	0,10448	0,11099
300	0,01402	0,02367	0,03178	0,04143	0,04954	0,05919	0,06729	0,07694	0,08505	0,09470	0,10280	0,11245	0,12056	0,13021	0,13832
350	0,01634	0,02759	0,03704	0,04829	0,05774	0,06899	0,07844	0,08969	0,09914	0,11039	0,11984	0,13109	0,14054	0,15179	0,16124
400	0,01865	0,03150	0,04229	0,05514	0,06594	0,07879	0,08958	0,10243	0,11322	0,12607	0,13687	0,14972	0,16051	0,17336	0,18416

SAMPLE ORDER

Sample order =

Ge90 200 200

1 Type of grill

2 Width

3 Height

1 2 3

If the grill is manipulated in any other way than described in this manual, Rf-Technologies will decline any responsibility and the guarantee will immediately expire.