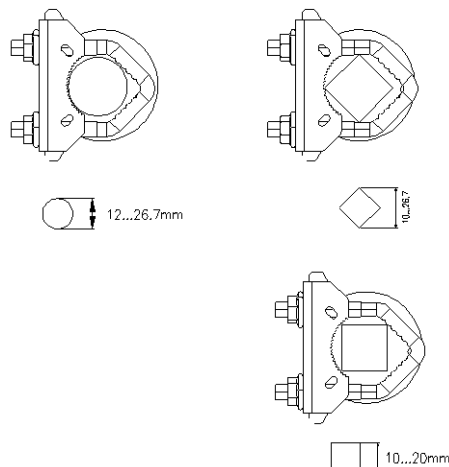


S8081-10/20 Nm Series On/Off Damper Actuators

Summary:

S8081-10/20 Nm series on/off damper actuators are designed specifically for applications in the HVAC and light industrial markets.

Dimensions:



Unit: mm

| Throttle Axis | Length | | | |
|---------------|--------|-------------|-----|-------|
| | ≥42 | 12.....26.7 | ≥10 | ≤26.7 |
| | ≥20 | 12.....26.7 | ≥10 | ≤26.7 |

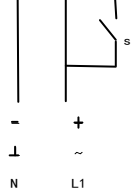


Specifications:

| Item | Unit | S8081-10D | S8081-20D |
|-------------------------|----------------|----------------------------|-----------|
| Torque | Nm | 10 | 20 |
| Damper Area | m ² | 2 | 4 |
| Operating Time | sec | 100 | 120 |
| Power Supply | V | AC24; DC24; AC220/230 | |
| Frequency | Hz | 50/60 | |
| Operating Power | W | 2.5W(24V); 3.5W(220V/230V) | |
| Inactive Power | W | 0.4W(24V); 1.2W(220V/230V) | |
| Wiring Size | VA | 6.5 | |
| Weight | Kg | 0.9 | |
| Control Signal | | 2 point and 3 point | |
| Rotation Angle | | 0~90° | |
| Limit Angle | | 5~85° (5° per step) | |
| Auxiliary Switch Rating | | 3 (1.5) Amp 230V | |
| Life Cycle | | 60,000 rotation | |
| Sound Level | | 45dB(A) | |
| Protection Level | | II | |
| IP Protection | | IP54 | |
| Operating Temperature | | -20~+50°C | |
| Ambient Humidity | | 5~95%RH | |
| Storage Temperature | | -40~+70°C | |
| Certificate | | CE | |

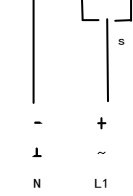
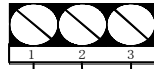
Wiring Diagram:

2-point



24VDC ± 10%
 24VAC ± 20%
 230VAC/110VAC ± 10%

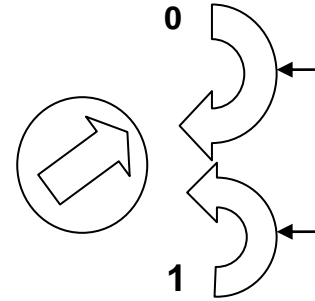
3-point



24VDC ± 10%
 24VAC ± 20%
 230VAC/110VAC ± 10%

Control Signal and Rotation Angle:

The damper actuator's rotation direction alters with the change of the pin's direction.



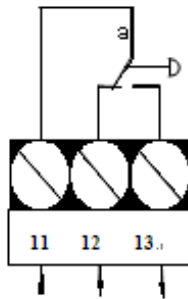
When the arrow is pointing in this direction the actuator rotates clockwise.

When the arrow is pointing in this direction the actuator rotates anti-clockwise.

Auxiliary Switches:

There is one auxiliary switch for the damper actuator. The angle is adjustable in a range of 0°- 90°. The factory sets 'a' as 10°. The signal switch indicates when the actuator is rotating.

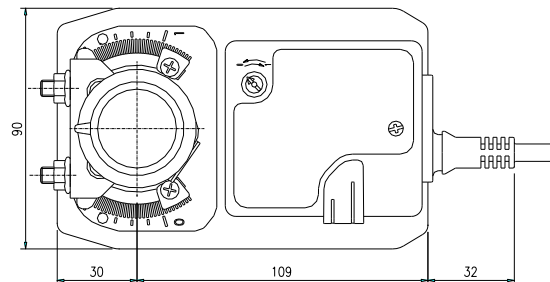
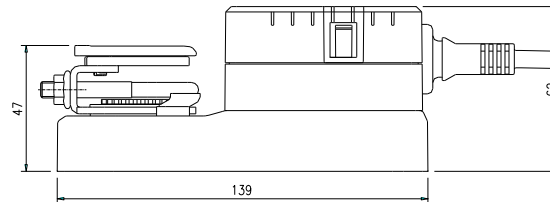
Auxiliary Switches Diagram:



3 (1.5) Amp 230V
 Actuator in 0° position

Mounting Dimensions:

24V Dimension



220V Dimension

