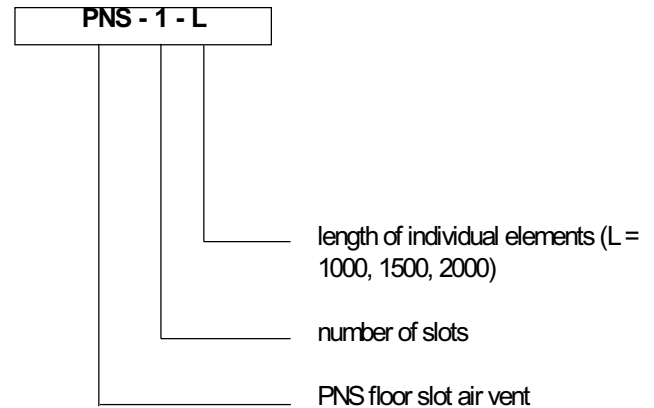
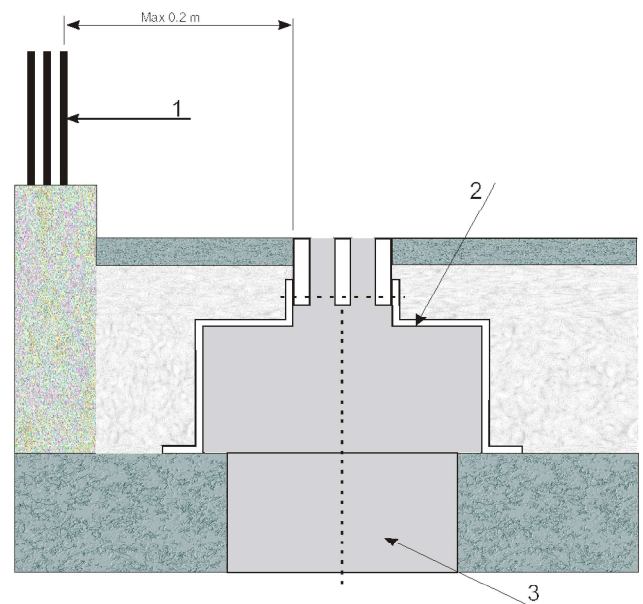




ORDER CODE



Installation method



1. glazed surface
2. PNS floor slot air vent
3. air duct

DESCRIPTION

PNS floor slot air vents are available as 1-, 2-, 3-, 4-, 5- and 6-row models. They are made of aluminium profiles and include a support frame (also made of aluminium).

One section may be 200–2000 mm long. The colour and coating technique is adjusted to individual clients' needs. The device is covered with RAL 9010 coat as a standard.

Application

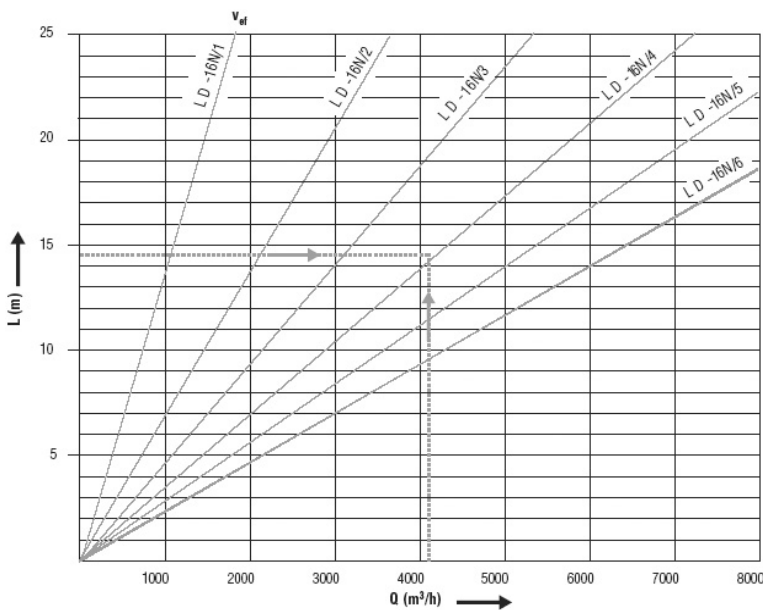
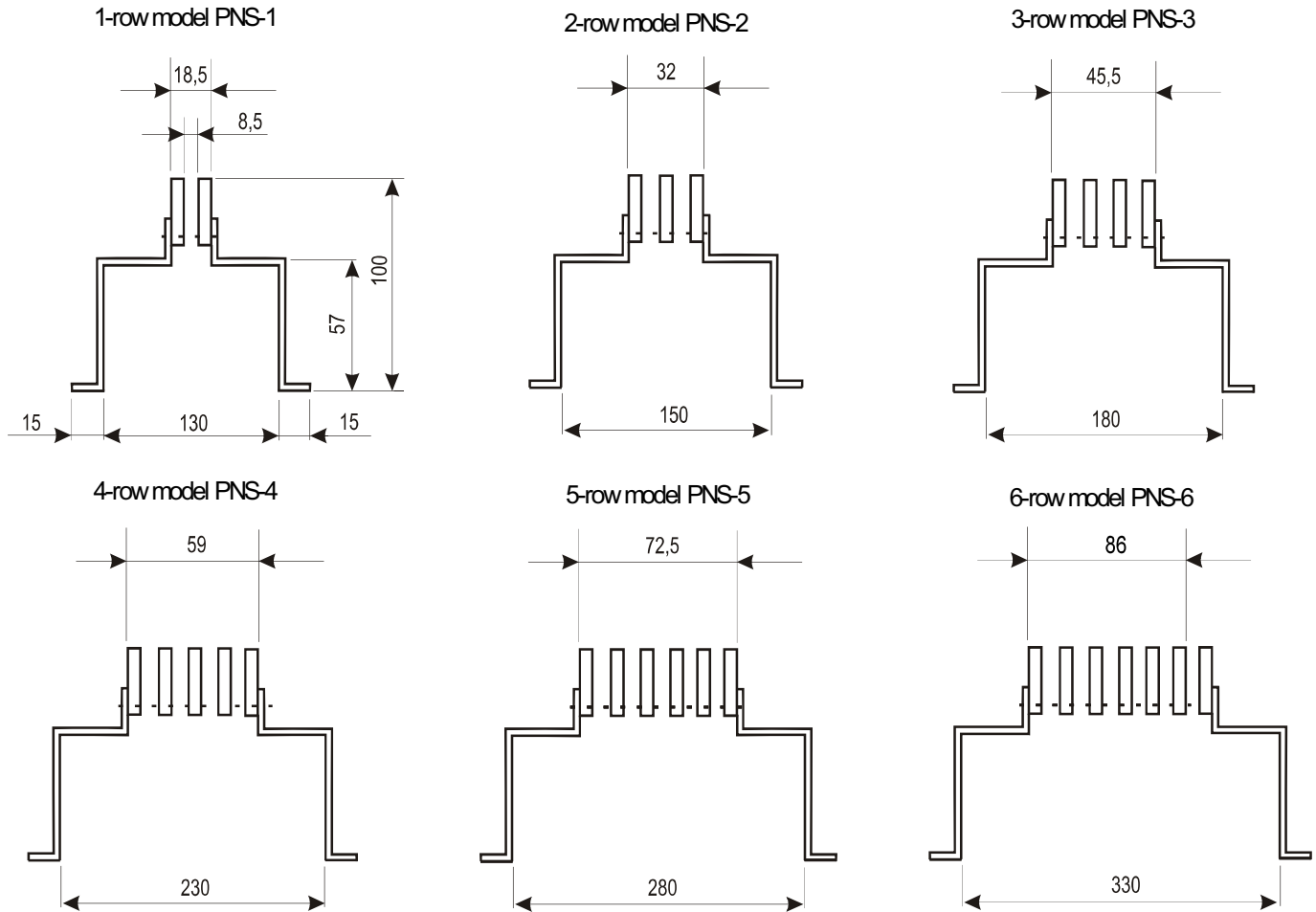
PNS floor slot air vents are designed for providing ventilation in indoor swimming pools and similar interiors with large windows and glass surfaces. They are mounted in the floor. The air is supplied from the bottom up to the glazed surfaces. A selection of a proper air vent size guarantees the supply of a proper amount of air without swirls and with correct sound intensity values (LWA 35 dB(A)).

Benefits of the solution

- prevent dew formation;
- guarantee optimum ventilation;
- no heat losses;
- little pressure losses;
- prevent cool air penetration through window surfaces;
- do not cause the air to warm up in the vicinity of windows on sunny days;
- customised air vent length (clients' requirements)

Slot air vents

Models



$L_{WA} < 35\text{dB(A)}$; $V_{ef}=2,5\text{ m/s}$; $\Delta p_t=80\text{ Pa/m}$

Q (m³/h) volume of supplied air
 L_{WA} (dB(A)) sound intensity level
 Δp_t (Pa) pressure loss
 L (m) slot air vent length
 V_{ef} (m/s) effective air speed