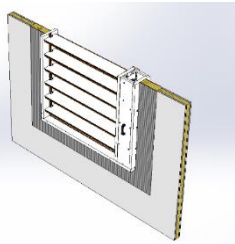



1.	Unique identification code of the product-type	<b>SEDM-L</b>
2.	Products	Smoke control dampers
	Intended use	Smoke control dampers that are to be used in multi compartment smoke control systems, either at 600 °C or under fire conditions
	Technical documentation – product information, instruction for installation and maintenance, safety information	Technical specifications <a href="#">TPM 146/20</a>
3.	Manufacturer	MANDÍK, a.s. Dobříšská 550, 26724 Hostomice, Czech Republic IČO 26718405, tel. +420 311 706 706 <a href="mailto:mandik@mandik.cz">mandik@mandik.cz</a> , <a href="http://www.mandik.com">www.mandik.com</a>
5.	System of AVCP	System 1
6.	Harmonised standard	EN 12101-8:2011
	Notified body	Notified body No. 1391 PAVUS, a.s., Prosecká 412/74, 190 00 Praha 9 – Prosek, Czech Republic
	Output documents of the notified body	Certificate of Constancy of Performance No. 1391-CPR-2021/0009 Assessment Report of Performance of Construction Product No. P-1391-CPR-2021/0009

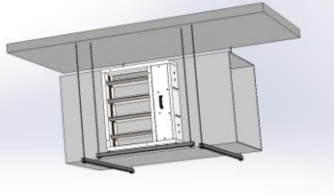
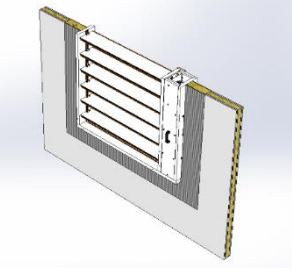

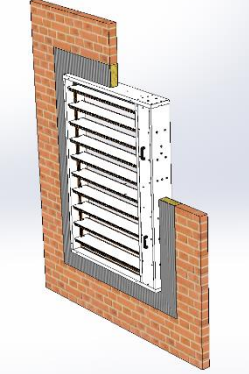

7a. <b>Declared performances – fire resistance classification</b> Essential characteristics in accordance with EN 12101-8:2011, art. 4.1.1		
<i>Fire separating construction, damper location</i>	<i>Installation type, installation system</i>	<i>Performance – class of fire resistance</i>
Vertical duct (shaft) of gypsum plasterboard construction – on the duct (through shaft wall) – shaft wall thickness min. 100 mm	Weichschott <sup>1),2)</sup>  including assembly of dampers – side by side <sup>1)</sup> 	EI 120 (v <sub>edw</sub> i↔o) S1000C <sub>mod</sub> HOT 400/30MAmulti

(table continues)

<sup>1)</sup> Refer to Technical documentation for the details of the installation type / installation system.

<sup>2)</sup> Installation materials may be replaced by a similar approved system of the equivalent performance.

(continuation of the table)



Fire separating construction, damper location	Installation type, installation system	Performance – class of fire resistance
<p>Horizontal duct multi – on the duct (through vertical duct wall)</p>	<p>Direct installation into the duct wall <sup>1)</sup></p> 	
<p>Gypsum plasterboard wall construction – damper in the wall – wall thickness min. 100 mm</p>	<p>Weichschott <sup>1),2)</sup></p>  <p>incl. assembly of dampers – side by side <sup>1)</sup></p> 	<p>EI 120 (v<sub>edw</sub> i↔o) S1000C<sub>mod</sub>HOT 400/30MAmulti</p>
<p>Vertical duct (shaft) of solid wall construction – on the duct (through the shaft wall) – aerated concrete shaft wall thickness min. 100 mm</p>	<p>Weichschott <sup>1),2)</sup></p>  <p>incl. assembly of dampers – side by side <sup>1)</sup></p> 	<p>EI 120 (v<sub>ed</sub> i↔o) S1000C<sub>mod</sub>HOT 400/30MAmulti</p>

(table continues)

<sup>1)</sup> Refer to Technical documentation for the details of the installation type / installation system.

<sup>2)</sup> Installation materials may be replaced by a similar approved system of the equivalent performance.

(continuation of the table)

Fire separating construction, damper location	Installation type, installation system	Performance – class of fire resistance
Vertical duct (shaft) of solid wall construction – on the duct (through the shaft wall) – aerated concrete shaft wall thickness min. 100 mm	Mortar or gypsum <sup>1)</sup> 	EI 90 (Vedw i↔o) S1000C <sub>mod</sub> HOT 400/30MAmulti
Solid wall construction – damper in the wall – aerated concrete wall thickness min. 100 mm	incl. assembly of dampers – side by side <sup>1)</sup> 	

<sup>1)</sup> Refer to Technical documentation for the details of the installation type / installation system.

<sup>2)</sup> Installation materials may be replaced by a similar approved system of the equivalent performance.

<b>7b. Declared performances – other essential characteristics</b>		
Essential characteristics in accordance with EN 12101-8:2011, art. 4.1.1		
<i>Essential characteristics</i>	<i>Requirements (provisions of harmonised standard EN 12101-8:2011)</i>	<i>Performance (lever or class) / Compliance with the requirements</i>
Nominal activation conditions/sensitivity	4.2.1.3	Conforms
Response delay (response time)	4.2.1.4	Conforms
Operational reliability	4.4.2.2	C <sub>mod</sub> – conforms
Fire resistance – integrity (E)	4.1.1 a)	E – conforms
Fire resistance – insulation (EI)	4.1.1 b)	EI – conforms
Fire resistance – smoke leakage (ES)	4.1.1 c)	EIS – conforms
Fire resistance – mechanical stability (under E)	4.1.1 d)	Conforms
Fire resistance – maintenance of cross section (under E)	4.1.1 e)	Conforms
Fire resistance – high operational temperature	4.1.1 f)	HOT 400/30 – conforms
Durability – of response delay	4.4.2.1	Conforms
Durability – of operational reliability	4.4.2.2	C <sub>mod</sub> – conforms

The performance of the product identified above is in conformity with the set of declared performance/s. This declaration of performance is issued, in accordance with Regulation (EU) No 305/2011, under the sole responsibility of the manufacturer identified above.

Signed for and on behalf of the manufacturer by:

In Hostomice, 2022-05-13

Mgr. Jan Mičan  
CEO, Ppa  
MANDÍK, a.s.

<b>Declared performances – other characteristics</b>		
<i>Characteristics</i>	<i>Technical standard</i>	<i>Performance (lever or class) / Compliance with the requirements</i>
Damper blade tightness	EN 1751:2014	Class 3
Damper casing tightness	EN 1751:2014	Class C